



UNIVERSAL PARTS

www.gev-online.com

www.lfspareparts724.com



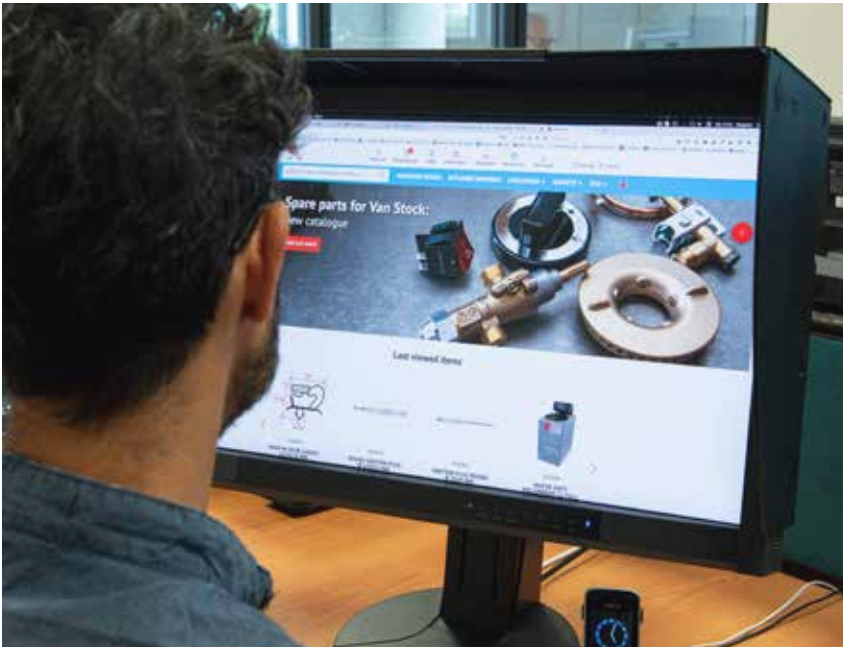
CONTENTS



AXIAL MOTOR FANS	46	MICROSWITCHES	25
BEARINGS	56	MOTORS	48
BURNER GRIDS	21	OVEN LAMPS	27
CABLES	54	PILOT BURNERS	6
CLAMPS	68	PRE-RINSE UNITS	59
CONTACTORS	44	PRESSURE SWITCHES	35
DRAIN HOSES	64	PROBES	43
DRAIN PLUGS	67	RELAYS	44
DRAIN PUMPS	50	RINSE AID PUMPS	61
ELECTRIC BOARDS	43	SELECTOR SWITCHES	36
ELECTRIC PUMPS	49	SLEEVING FOR CABLES	55
ELECTRICAL CAPACITORS	51	SOLENOID VALVES	33
ELECTRICAL SOCKETS	54	SPARK PLUGS	8
ELECTRICAL GAS VALVES	17	SUPPORTS	55
ELECTRONIC CONTROLLERS	42	SWITCHES	22
ENERGY REGULATORS	37	TANGENTIAL FANS	47
FEET	56	TAPES	69
FITTINGS	67	TERMINAL BLOCKS	53
GAS HOSES	21	TERMINALS ELECTRICAL CONNECTORS	52
GAS TAPS	9	THERMOCOUPLES	19
GAS VALVES	15	THERMOSTATIC GAS VALVES	14
GASKETS	68	THERMOSTATS	39
HANDLES	12	TIMERS	38
HEATING ELEMENTS	41		
HINGES	58		
HOOD FILTERS	57		
IGNITION CABLES	8		
IGNITION CONTROL BOXES	18		
IGNITERS	7		
INDICATOR LIGHTS	26		
INLET HOSES	66		
IRONMONGERY	69		
KNOBS	12		
LEVER MIXERS	60		
LUBRICANTS	70		
MAGNETIC GROUPS	11		



ONE GROUP ONE-STOP SHOP



www.gev-online.com
www.lfspareparts724.com

FINDING THE RIGHT PART HAS NEVER BEEN EASIER

Our webshops are specifically designed to assist you in finding the right spare part at all times. Simply search e.g. by item number, appliance, product name or manufacturer. You can even save your favorite parts and ensure you have the right part by viewing our extensive exploded view archive – and those are only two of many practical features in our webshops and apps!



YOUR ADVANTAGES

- 5 million items in the database
- Over 700 brands
- 97% stock availability
- Over 350,000 exploded views



THE DIFFERENCE IS IN THE LOGISTICS

A truly global service is only possible with highly modern logistic centers across the world. We serve our customers from our eight warehouses based in Italy, Germany, Spain, France, Russia, China, Australia and the UK.

We are continually increasing the capacity in our warehouses to ensure maximum service and fast delivery times.

FASTER DELIVERY WORLDWIDE

- 10,000 picks per day
- 5,000 shipments per day
- Experts in international logistics
- Delivery to over 150 countries
- Next-day to most European countries



EXCELLENT SERVICE

We pride ourselves on offering excellent technical service to our customers. Our team of experts is on hand to support with spare part requests and queries.

- Multi-language service team
- Technical expertise on hand when required



PILOT BURNERS

PILOT BURNERS



1



2



3

Photo	LF Code	GEV Code	Type	No. flames	Nozzle \varnothing (mm)	Gas connection (mm)
1	3020516	107139	100	1	0.2	---
2	3020001	106901	100	1	0.2	6
3	3020004	106904	100	1	0.2	6

PILOT BURNERS



1



2



3



4

Photo	LF Code	GEV Code	Type	No. flames	Nozzle \varnothing (mm)	Gas connection (mm)
1	3020002	106902	100	2	0.2	6
2	3020005	106905	100	2	0.2	6
3	3020003	106903	100	3	0.2	6
4	3020515	106908	100	3	0.35	6

PILOT BURNERS



1



2



3



4

Photo	LF Code	GEV Code	Type	No. flames	Nozzle \varnothing (mm)	Gas connection (mm)
1	3020006	106906	100	3	0.2	6
2	3020036	106907	100	3	0.35	6
3	3020517	107140	100	3	0.2	---
4	3020250	100094	140	1	---	---

PILOT BURNERS IGNITERS

PILOT BURNERS



1



2

Photo	LF Code	GEV Code	Type	No. flames	Nozzle ø (mm)	Gas connection (mm)
1	3020251	107133	140	1	---	---
2	3020038	100056	160	3	---	---

PILOT BURNERS



1



2



3

Photo	LF Code	GEV Code	Description	Suitable for
1	3020226	101930	pilot burner 1 flame without nozzle	Cookmax
2	3020572	107541	pilot burner 2 flame gas connection 4/6mm without nozzle	Angelo Po
3	3020453	106789	pilot burner 2 flames for N700/N900 from s/n 646 with nozzle holder	Electrolux-Zanussi

PIEZOELECTRIC IGNITERS



1



2



3



4



5



6

Photo	LF Code	GEV Code	Mounting hole ø (mm)	Connection
1	3001020	100009	18	ø 2.4 mm
2	5111702	100012	18	ø 2.4 mm
3	3001052	107152	18	ø 2.4 mm
4	3001005	100003	18	ø 2.4 mm
1	3001029	100005	22	ø 2.4 mm
5	3001107	100013	22	ø 2.4 mm
6	5071849	102977	22	ø 2.4 mm

SPARK PLUGS

IGNITION CABLES

SPARK PLUGS



Photo	LF Code	GEV Code	Description
1	3020060	100701	ignition electrode \varnothing 7x44 mm connection M4 Qty 1 pcs
2	3001003	100706	ignition electrode \varnothing 7x44 mm connection M4 Qty 1 pcs
3	3020232	102330	ignition electrode \varnothing 7x44 mm connection \varnothing 2,4 mm Qty 1 pcs
4	3020124	100707	ignition electrode \varnothing 7x44 mm connection \varnothing 2,4 mm Qty 1 pcs
5	3020074	100717	ignition electrode \varnothing 8x52 mm connection 2,8x0,8 mm Qty 1 pcs
6	3020215	100736	ignition electrode 6/7x44 mm connection 2,8x0,8 mm Qty 1 pcs

IGNITION CABLES




Photo	LF Code	GEV Code	Connection (mm)	Length (mm)
1	5127420	102191	F2.8 - F2.8	300
1	5111089	100036	F2.8 - F2.8	500
1	3001039	100037	F2.8 - F2.8	900
1	5008988	100190	F2.8 - F2.8	1200
2	3801012	100019	\varnothing 2.4 - \varnothing 4	900
3	5111617	102155	F2.8 - \varnothing 4	900
4	3001017	100025	F6.3 - \varnothing 4	600

GAS TAPS PEL 20



Photo	LF Code	GEV Code	Type	By-pass \varnothing (mm)	Connection Thermocouple	Shaft length (mm)
1	3348014	104774	20/S	---	M8x1	22/15
2	5111747	101094	20/S	0.35	M8x1	22/15

GAS TAPS PEL 21



Photo	LF Code	GEV Code	Type	By-pass \varnothing (mm)	Connection Thermocouple	Shaft length (mm)
1	3348076	101095	21/S	0.35	M8x1	22/15
2	3348016	101397	21/S	0.35	M9x1	22/15

GAS TAPS PEL 21



Photo	LF Code	GEV Code	Type	By-pass \varnothing (mm)	Connection Thermocouple	Shaft length (mm)
1	3348074	101897	21/S	0.35	M8x1	32/25

GAS TAPS PEL 22



Photo	LF Code	GEV Code	Type	By-pass \varnothing (mm)	Connection Thermocouple	Shaft length (mm)
1	3348003	101087	22S/V	0.35	M9x1	25/17
2	3348002	101510	22S/O	---	M9x1	25/17
2	5111740	101086	22S/O	0.35	M9x1	25/17

GAS TAPS

GAS TAPS PEL 23



1

Photo	LF Code	GEV Code	Type	By-pass \varnothing (mm)	Connection Thermocouple	Shaft length (mm)
1	3348013	LF3348013	23S/V	---	M10x1	25
1	3348201	101630	23S/V	0.35	M10x1	25

CAPS FOR GAS TAPS



1



2



3

Photo	LF Code	GEV Code	Suitable for	Shaft \varnothing (mm)	Shaft length (mm)	Flat part
1	3348020	101205	PEL 20	8x6.5	22/15	upper/lower
2	3348021	101206	PEL 21	8x6.5	22/15	upper/lower
3	3348017	101201	PEL 22	10x8	25/17	upper/lower

GAS TAPS COPRECI



1



2



3


Photo	LF Code	GEV Code	Type	By-pass \varnothing (mm)	Connection Thermocouple	Shaft length (mm)
1	3348193	LF3348193	CAL3200	0,55-0,90 -1,30	M8x1	30/12
2	5030841	106665	CPMM18700	0,50-0,75-0,90-1,15-1,45	M8x1	41/12
3	3348102	S0908019	CAL20703	---	M8x1	32/12

MAGNETIC GROUPS

MAGNETIC GROUPS



Photo	LF Code	GEV Code	Suitable for	Version
1	3182001	101051	JUNKERS/EGA/MADEC/SABAF	standard
2	3182011	101060	PEL20-21/JUNKERS/EGA	standard
3	3182009	101058	PEL22/EGA24197	standard
4	3182021	LF3182021	PEL - LARGE HEAD	standard
5	3182022	LF3182022	PEL - SMALL HEAD	standard



KNOBS HANDLES

UNIVERSAL HANDLES



1

Photo	LF Code	GEV Code	ø Dimension (mm)	Hole for pin ø (mm)	Flat part
1	3241400	110080	70	10 x 8	universal
1	3241401	S0600469	70	8 x 6.5	universal
1	3241402	110078	70	6 x 4.6	universal

ADHESIVE DISCS FOR UNIVERSAL HANDLES



1



2



3



4



5

Photo	LF Code	GEV Code	Screen printing	External ø (mm)
1	3241450	112206	gas tap with pilot symbol	63
2	3241451	110083	gas tap without pilot symbol	63
3	5056470	110590	gas tap without pilot symbol	63
4	3241463	112224	arrow symbol	63
5	3241464	110578	min/max	63

ADHESIVE DISCS FOR UNIVERSAL HANDLES



1



2



3



4



5

Photo	LF Code	GEV Code	Screen printing	External ø (mm)
1	3241454	110574	30-90°C	63
2	3241455	110562	30-90°C	63
3	3241456	110576	30-110°C	63
4	3241457	110577	30-110°C	63
5	3241458	110560	100-180°C	63

KNOBS HANDLES

ADHESIVE DISCS FOR UNIVERSAL HANDLES




Photo	LF Code	GEV Code	Screen printing	External ø (mm)
1	3241459	110573	50-250°C	63
2	3241460	LF3241460	50-300°C	63
3	3241461	110564	50-300°C	63
4	3241462	110563	50-320°C	63

ADHESIVE DISCS FOR UNIVERSAL HANDLES



Photo	LF Code	GEV Code	Screen printing	External ø (mm)
1	3241465	110570	0-1-0-1	63
2	3241466	110571	0-1-2-3	63
3	3241467	112213	0-1-2-3-4-5-6	63
4	3241452	112209	1-2-3-4-5-6-7-8	63
5	3241453	110581	1-2-3-4-5-6-7-8	63

KNOBS FOR GAS TAPS



Photo	LF Code	GEV Code	Description	Suitable for
1	3241874	112253	knob gas tap without ignition flame ø 70 mm - shaft ø 8x6.5 mm	PEL 20
2	3241872	112255	knob gas tap with ignition flame ø 70 mm - shaft ø 8x6.5 mm	PEL 21/22
3	3241871	112257	knob gas tap with ignition flame ø 70 mm - shaft ø 10x8 mm	PEL 22/23

THERMOSTATIC GAS VALVES

TAPS AND THERMOSTATIC VALVES



1



2



3



4



5

Photo	LF Code	GEV Code	Type	by-pass ø	Temperature (°C)
1	3345006	106667	24ST	---	120-320°C
2	3345018	101991	25ST	---	100-300
3	5110385	101172	25ST	0.35 mm	100-300
4	5051226	106987	25ST	---	100-300
5	3345035	101332	25ST	---	120-320°C

TAPS AND THERMOSTATIC VALVES



1

Photo	LF Code	GEV Code	Type	Temperature (°C)
1	3444842	580041	GSH30240000	190



TAPS AND THERMOSTATIC VALVES



1

Photo	LF Code	GEV Code	Type	Temperature (°C)
1	3526131	101188	serie 630 Eurosit	190

TAPS AND THERMOSTATIC VALVES



1

Photo	LF Code	GEV Code	Type	Temperature (°C)
1	3526130	101125	serie 630 Eurosit	340

TAPS AND THERMOSTATIC VALVES



1

Photo	LF Code	GEV Code	Type	Temperature (°C)
1	3526139	101915	serie 630 Eurosit	320

TAPS AND THERMOSTATIC VALVES



1

Photo	LF Code	GEV Code	Type	Temperature (°C)
1	3523949	101135	serie 710 Minisit	190

GAS VALVES

TAPS AND THERMOSTATIC VALVES



1

Photo	LF Code	GEV Code	Type	Temperature (°C)
1	3523920	101132	serie 710 Minisit	340

TAPS AND THERMOSTATIC VALVES



1

Photo	LF Code	GEV Code	Type	Temperature (°C)
1	3523923	101131	serie 710 Minisit	190

ACCESSORIES FOR TAPS AND THERMOSTATIC VALVES



1



2



3



4



5

Photo	LF Code	GEV Code	Description LF
1	3001071	107517	piezoelectric igniter Minisit with cover
2	3523035	110068	knob black Minisit ø 37 mm
3	3523041	102102	sensing element 100+340°C - capillary 1750 mm - bulb ø 5x70 mm
4	3523044	102105	sensing element 120+200°C - capillary 1050 mm - bulb ø 6x105 mm
5	3523042	102103	sensing element 50+190°C - capillary 1200 mm - bulb ø 5x95 mm

TAPS AND THERMOSTATIC VALVES



1

Photo	LF Code	GEV Code	Type	Calibration range
1	3526079	101162	serie 820 Novasit	3-30

THERMOPILES



1



2

Photo	LF Code	GEV Code	Length (mm)	Voltage
1	3440200	102116	900	250-750
2	5120084	580035	36" - 915	250-750

IGNITION CONTROL BOXES

IGNITION CONTROL BOXES

Honeywell



Photo	LF Code	GEV Code	Type	Number of electrodes	Electrical data	Times
1	3526402	101165	S4560A1008	1	220/240V 50Hz 10VA	0s-10s
2	3091026	102347	S4560M1010	1	220/240V 50Hz 10VA	10s-5s
3	3526403	101184	S4565C1033	2	220/240V 50/60Hz 4VA	5s

IGNITION CONTROL BOXES



Photo	LF Code	GEV Code	Type	Number of electrodes	Electrical data	Times
1	3091040	102387	503EFD	1	220/240V 50/60Hz 7VA	1,5s-60s
2	3091012	101685	503EFD	2	220/240V 50/60Hz 7VA	1,5s-10s

GAS SOLENOID VALVES



Photo	LF Code	GEV Code	DN (mm)	Connection	Length (mm)	Coil type	Max pressure
1	3120064	101948	15	ø 1/2"	72	18811003	0.5
2	5125484	106069	25	ø 3/4"	96	18813004	0.5

THERMOCOUPLES

UNIVERSAL THERMOCOUPLES - SET



Photo	LF Code	GEV Code	Content	Length (mm)
1	3440177	102005	6 pcs	600
1	3440077	102000	6 pcs	900
1	3440277	102006	6 pcs	1200
1	5111772	102461	6 pcs	1500

SIT THERMOCOUPLES - SET



Photo	LF Code	GEV Code	Content	Length (mm)
1	3440002	107647	11 pcs	900
1	3440099	107648	11 pcs	1200

SIT THERMOCOUPLES



Photo	LF Code	GEV Code	G	Length (mm)
1	3440034	107608	M9x1	500
1	3440049	107610	M9x1	750
1	3440036	107611	M9x1	850
1	3440037	107612	M9x1	1000
1	3440038	107613	M9x1	1200
1	3440039	107614	M9x1	1500

THERMOCOUPLES

SIT THERMOCOUPLES



1

Photo	LF Code	GEV Code	G	Length (mm)
1	3440051	107628	M8x1	320
1	3440053	107630	M8x1	600
1	3440059	107636	M9x1	600
1	3440054	107631	M8x1	850
1	3440056	107633	M8x1	1200

INTERRUPTED THERMOCOUPLES SIT



1

2

Photo	LF Code	GEV Code	G	Length (mm)	Connections
1	3440066	107177	M9x1	600	faston 6.3 mm
2	3440067	107164	M9x1	1000	soldering connection

INTERRUPTED JOINTS FOR THERMOCOUPLES



1

Photo	LF Code	GEV Code	Description
1	3440014	101264	interrupter thread M8x1
1	3440015	101265	interrupter thread M9x1
1	3440076	101258	interrupter thread M10x1
1	3440016	101266	interrupter thread ASA 11/32

BURNER GRIDS GAS HOSES

BURNER GRIDS



1



2



3



4



5



6

Photo	LF Code	GEV Code	Dimensions (mm)	Material	Suitable for
1	3354015	210012	175x175	chrome-plated steel	Mbm - Emmepi
2	3354005	210005	205x205	chrome-plated steel	Angelo Po
3	5120622	210015	250x250	chrome-plated steel	Mkn
4	D354005	210050	260x260	chrome-plated steel	universal
5	3354001	210001	265x265	stainless steel	universal
6	3354006	210006	385x190	chrome-plated steel	Angelo Po

IGNITION GAS HOSES



1



2

Photo	LF Code	GEV Code	Material	Pipe \varnothing (mm)	Thickness (mm)	Length (mm)
1	3449331	102110	copper	4	1	3000
2	3449329	102111	copper	6	1	3000

FLEXIBLE GAS HOSES



1



2

Photo	LF Code	GEV Code	Length (mm)	Connections	DN
1	3449580	250059	500	1/2"F-1/2"F	12
1	3449581	250060	750	1/2"F-1/2"F	12
1	3449582	250056	1000	1/2"F-1/2"F	12
1	3449583	250061	1250	1/2"F-1/2"F	12
1	3449584	250057	1500	1/2"F-1/2"F	12
1	5127055	250062	1750	1/2"F-1/2"F	12
1	3449585	250058	2000	1/2"F-1/2"F	12
2	3449570	250063	500	1/2"F-1/2"M	12
2	3449571	250064	750	1/2"F-1/2"M	12
2	3449572	250065	1000	1/2"F-1/2"M	12
2	3449573	250066	1250	1/2"F-1/2"M	12
2	3449574	250067	1500	1/2"F-1/2"M	12
2	5122750	250068	1750	1/2"F-1/2"M	12
2	3449575	250069	2000	1/2"F-1/2"M	12

SWITCHES

PUSH-BUTTON SWITCHES ø 25 mm



Photo	LF Code	GEV Code	Function	Volt	Ampere	Connections
1	3319928	345161	2NO	250	16	F6.3
2	3319949	345162	2NO	250	16	F6.3
3	3319948	345160	2NO	250	16	F6.3

ROCKER SWITCHES 25x27 mm



Photo	LF Code	GEV Code	Function	Volt	Ampere	Connections
1	3319841	345278	2NO	250	16	F6.3
2	5054080	345277	2NO	250	16	F6.3
3	3319838	345013	2NO	250	16	F6.3
4	7118729	301245	2NO	250	16	F6.3

ROCKER SWITCHES 11x30 mm - IP40



Photo	LF Code	GEV Code	Function	Volt	Ampere	Connections
1	1319203	301012	1NO	250	16	F6.3
2	1319204	301011	1NO	250	16	F6.3
3	3319756	301010	1NO	250	16	F6.3
4	5112231	301053	1NO	250	16	F6.3
5	1319936	301035	---	---	---	---

ROCKER SWITCHES 11x30 mm - IP65



Photo	LF Code	GEV Code	Function	Volt	Ampere	Connections
1	3319835	301293	1NO	230	16	F6.3
2	3319836	301291	1NO	230	16	F6.3
3	3319834	301290	1NO	230	16	F6.3
4	3319837	301292	1NO	230	16	F6.3

ROCKER SWITCHES 22x30 mm - IP40



Photo	LF Code	GEV Code	Function	Volt	Ampere	Connections
1	1319202	301003	2NO	250	16	F6.3
2	3319839	301002	2NO	250	16	F6.3
3	3319016	301001	2NO	250	16	F6.3
4	3319840	301009	2NO	250	16	F6.3
5	3319501	301036	---	---	---	---

ROCKER SWITCHES 22x30 mm - IP65



Photo	LF Code	GEV Code	Function	Volt	Ampere	Connections
1	3319362	347791	2NO	250	16	F6.3
2	3319512	347973	2NO	250	16	F6.3
3	5115858	347974	2NO	250	16	F6.3
4	1319210	347207	2NO	250	16	F6.3
5	3319813	LF3319813	2NO	250	16	F6.3

SWITCHES

ROCKER SWITCHES 22x30 mm - IP40



1



2



3



4



5

Photo	LF Code	GEV Code	Function	Volt	Ampere	Connections
1	3319322	301019	2NO	250	16	F6.3
2	5110432	301018	2NO	250	16	F6.3
3	3319015	301020	2NO	250	16	F6.3
4	3319268	301085	2NO	250	16	F6.3
5	3319501	301036	---	---	---	---

TOGGLE SWITCHES



1



2



3



4



5

Photo	LF Code	GEV Code	Function	Contacts	Volt	Ampere	Connections
1	3319545	LF3319545	ON-OFF	1NO	250	15	screw
2	3319508	346516	ON-OFF	1NO	250	15	F6.3
3	5127717	301230	ON-OFF	2NO	250	15	screw
4	1319631	346519	ON-OFF	2NO	250	15	F6.3
5	5112238	346525	---	---	---	---	---

MICROSWITCHES

MICROSWITCHES



Photo	LF Code	GEV Code	Function	Volt	Ampere	Operating force (g)	Slide length (mm)	Connections	Notes
1	1240283	345042	1CO	150	16	75	---	F6.3	with plunger
2	3240123	527736	1CO	250	16	---	---	F6.3	with plunger
3	3240410	345032	1CO	250	16	180	7	F6.3	thread M10x1 length 12 mm
4	3803027	345178	1CO	250	16	220	--	F6.3	lever length 33 mm
5	2110116	345107	1CO	250	16	30	---	F6.3	lever length 90 mm
6	3240241	345276	1CO	250	16	190	---	F6.3	lever with roller length 28 mm

MICROSWITCHES



1

Photo	LF Code	GEV Code	Function	Volt	Ampere	Operating force (g)	Connections
1	5112752	348041	1CO	250	16	45	F6.3
1	5112753	348042	1CO	250	16	75	F6.3
1	5068365	348046	1CO	250	16	100	F4.8
1	3240407	348043	1CO	250	16	100	F6.3

INDICATOR LIGHTS

THREADED INDICATOR LIGHTS \varnothing 10 mm



Photo	LF Code	GEV Code	Colour	Volt	Connections
1	3221032	359378	green	230	F6.3
2	3221011	359379	orange	230	F6.3
3	3221033	359380	red	230	F6.3
4	7125831	359995	clear	230	F6.3

THREADED INDICATOR LIGHTS \varnothing 12 mm



Photo	LF Code	GEV Code	Colour	Volt	Connections
1	3221085	359027	green	230	F6.3
2	3221614	359048	orange	230	F6.3
3	3221084	359026	red	230	F6.3
4	3221086	359021	clear	230	F6.3

SELF-LOCKING INDICATOR LIGHTS \varnothing 13 mm



Photo	LF Code	GEV Code	Colour	Volt	Connections
1	3221101	359142	green	230	F6.3
2	3221025	359143	orange	230	F6.3
3	3221024	359141	red	230	F6.3
4	3221026	359045	clear	230	F6.3

SELF-LOCKING INDICATOR LIGHTS \varnothing 14 mm



Photo	LF Code	GEV Code	Colour	Volt	Connections
1	3221005	359151	green	400	F6.3
2	3221006	359152	orange	400	F6.3
3	3221004	359150	red	400	F6.3

OVEN LAMPS

OVEN LAMPS



Photo	LF Code	GEV Code	Maximum temperature (°C)	Connection	Watt	Volt	∅ (mm)	Length (mm)
1	5117790	359610	300	E14	15	230	22	47
2	D421016	359612	300	E14	25	230	25	56
3	3221041	359740	300	E14	15	230	22	50
4	3221061	357153	300	E14	25	230	26	57
5	D421019	357154	300	E14	40	230	45	78

OVEN LAMPS



Photo	LF Code	GEV Code	Maximum temperature (°C)	Connection	Watt	Volt	∅ (mm)	Length (mm)
1	3421021	357099	500	E14	15	240	22	50
1	7109435	359448	500	E14	25	240	24	54
2	5059251	357118	500	E14	40	240	44	70
3	3421019	357101	500	E14	40	240	45	75
4	5125506	357102	500	E27	25	240	45	72
4	5112766	357103	500	E27	40	240	45	72

HALOGEN LAMPS FOR OVENS



Photo	LF Code	GEV Code	Maximum temperature (°C)	Connection	Watt	Volt	∅ (mm)	Length (mm)
1	3521019	357197	300	E14	25	230	26	80
2	D421021	---	300	E14	28	230	25	83
3	5108439	359428	300	E14	40	230	25	80
4	5026552	---	300	E14	40	230	26	80
5	3221314	LF3221314	300	E14	60	230	26	80

OVEN LAMPS

HALOGEN LAMPS FOR OVENS



Photo	LF Code	GEV Code	Maximum temperature (°C)	Connection	Watt	Volt
1	3521018	357189	250	G4	5	12
1	3221639	357191	300	G4	10	12
1	3221638	357193	450	G4	20	12
2	5055001	357194	250	G6.35	35	12
3	5049560	357279	300	G9	20	230
3	3421014	357195	300	G9	25	230
3	3421013	S7002346	250	G9	33	230
3	D221004	357196	300	G9	40	230
3	3221709	LF3221709	250	G9	48	230

HALOGEN LAMPS 500°C



Photo	LF Code	GEV Code	Maximum temperature (°C)	Connection	Watt	Volt
1	5112785	359579	500	G4	5	12
2	3421022	359596	500	G4	10	12
3	5103990	359599	500	G4	20	12
4	3421018	359074	500	G6.35	35	12

INFRARED LAMPS - TEMPERED GLASS



Photo	LF Code	GEV Code	Connection	Watt	Volt	∅ (mm)	Length (mm)
1	3221287	LF3221287	E27	150	240	125	173
1	3221288	LF3221288	E27	250	240	125	173
2	5120669	357095	E27	150	240	125	173
2	3221665	358097	E27	250	240	125	173
2	5112285	357205	E27	275	240	125	170
2	3221666	360623	E27	300	240	125	180
2	5111872	360539	E27	375	240	120	180

LAMP HOLDERS R7s



Photo	LF Code	GEV Code	Connection	∅ (mm)	Height (mm)	Distance between holes (mm)
1	5038979	359726	connection cable 230 mm	18	28	---
2	2000120	359717	connection cable 320 mm	18	31	28
3	5096846	359734	connection cable 200 mm	18	32	27
4	2111855	359733	connection cable 230 mm	18	25	27
5	2101081	359649	connection cable 350 mm	---	35	8-35
6	3621018	359735	connection cable 230 mm	---	40	---

R7s LAMP HOLDERS - 117.6 mm



Photo	LF Code	GEV Code	Adaptable lamp length (mm)	Connection	Height (mm)	Distance between holes (mm)
1	3221653	359544	117.6	connection cable 230 mm	40	70
2	3221652	359545	117.6	---	---	---

OVEN LAMPS

R7s LAMPS - 117.6 mm



Photo	LF Code	GEV Code	Description	Length (mm)	Watt	Volt
1	3221725	359313	halogen lamp	117.6	150	230
1	3221263	359647	halogen lamp	117.6	200	230
1	3221654	359620	halogen lamp	117.6	300	230
1	3221655	359621	halogen lamp	117.6	500	230
2	3221659	360700	infrared lamp - jacketed	117.6	200	230
2	3221661	360701	infrared lamp - jacketed	117.6	500	230
2	5120684	360667	infrared lamp - jacketed	117.6	150	240
2	3221660	359750	infrared lamp - jacketed	117.6	300	240
3	3221703	360702	infrared lamp	117.6	500	230
3	3221657	359628	infrared lamp	117.6	300	240

LAMP HOLDERS R7s - 218 mm



Photo	LF Code	GEV Code	Adaptable lamp length (mm)	Connection	Height (mm)	Distance between holes (mm)
1	3621006	359583	218	connection cable 200 mm	62	120

LAMPS R7s - 218 mm



Photo	LF Code	GEV Code	Description	Length (mm)	Watt	Volt
1	3221663	359535	infrared lamp - jacketed	218	300	240
1	3221664	359536	infrared lamp - jacketed	218	500	240
2	2111556	359627	infrared lamp	222	500	230

CERAMIC TYPE-Z LAMP HOLDERS - 218 mm



1

Photo	LF Code	GEV Code	Adaptable lamp length (mm)	Length (mm)	Width (mm)	Height (mm)	Distance between holes (mm)
1	3221704	359658	218	220	47	62	120

CERAMIC TYPE-Z LAMPS - 218 mm



1

2

Photo	LF Code	GEV Code	Description	Length (mm)	Watt	Volt
1	3221705	359538	infrared lamp - jacketed	218	300	240
1	3221662	359539	infrared lamp - jacketed	218	500	240
2	3221706	359581	infrared lamp	218	300	240
2	3221707	359582	infrared lamp	218	500	240

CERAMIC TYPE-Z LAMP HOLDERS - 349 mm



1

Photo	LF Code	GEV Code	Adaptable lamp length (mm)	Length (mm)	Width (mm)	Height (mm)	Distance between holes (mm)
1	3621016	359541	349	349	47	62	250

OVEN LAMPS

CERAMIC TYPE-Z LAMPS - 349 mm



1

Photo	LF Code	GEV Code	Description	Length (mm)	Watt	Volt
1	5115222	359678	infrared lamp - jacketed	349	365	230
1	3221285	LF3221285	infrared lamp - jacketed	349	400	240

CLAMP LAMP HOLDERS



1

Photo	LF Code	GEV Code	Length (mm)	Width (mm)	Height (mm)	Distance between holes (mm)
1	3221613	359710	70	70	50	50

LAMPS WITH FASTENING FINNS



1

Photo	LF Code	GEV Code	Description	Length (mm)	Watt	Volt
1	5021371	359617	infrared lamp	300/480	1000	240
1	3421003	LF3421003	infrared lamp	335/480	1000	240
1	3221330	357208	OSRAM infrared lamp	338/475	1000	235

SOLENOID VALVES

SOLENOID VALVES



1



2



3

Photo	LF Code	GEV Code	Volt	Inlet	Outlet n° - ø - direction	DN
1	3120405	370017	230	3/4"G	1 - 10.5 - 180°	10
1	3120409	370018	230	3/4"G	1 - 13.5 - 180°	10
2	3120407	370021	230	3/4"G	2 - 10.5 - 180°	10
2	3120411	370022	230	3/4"G	2 - 13.5 - 180°	10
3	D120083	370025	230	3/4"G	3 - 10.5 - 180°	10
3	3120416	370026	230	3/4"G	3 - 13.5 - 180°	10

SOLENOID VALVES



1



2



3

Photo	LF Code	GEV Code	Volt	Inlet	Outlet n° - ø - direction	DN
1	3120404	370015	230	3/4"G	1 - 10.5 - 90°	10
1	3120408	370016	230	3/4"G	1 - 13.5 - 90°	10
2	3120406	370019	230	3/4"G	2 - 10.5 - 90°	10
2	3120410	370020	230	3/4"G	2 - 13.5 - 90°	10
3	D120085	370023	230	3/4"G	3 - 10.5 - 90°	10
3	D120087	370024	230	3/4"G	3 - 13.5 - 90°	10

SOLENOID VALVES

ELBI SOLENOID VALVES



1



2



3

Photo	LF Code	GEV Code	Volt	Inlet	Outlet n° - ø - direction	DN
1	3120005	---	230	3/4"G	1 - 10.5 - 180°	10
1	3120009	---	230	3/4"G	1 - 13.5 - 180°	10
2	3120007	---	230	3/4"G	2 - 10.5 - 180°	10
2	3120011	---	230	3/4"G	2 - 13.5 - 180°	10
3	3120014	---	230	3/4"G	3 - 10.5 - 180°	10
3	3120167	---	230	3/4"G	3 - 13.5 - 180°	10

ELBI SOLENOID VALVES



1



2



3

Photo	LF Code	GEV Code	Volt	Inlet	Outlet n° - ø - direction	DN
1	3120004	370734	230	3/4"G	1 - 10.5 - 90°	10
1	3120008	---	230	3/4"G	1 - 13.5 - 90°	10
2	3120006	---	230	3/4"G	2 - 10.5 - 90°	10
2	3120010	---	230	3/4"G	2 - 13.5 - 90°	10
3	3120013	370255	230	3/4"G	3 - 10.5 - 90°	10
3	3120166	---	230	3/4"G	3 - 13.5 - 90°	10

SOLENOID VALVES PRESSURE SWITCHES

MÜLLER SOLENOID VALVES



Photo	LF Code	GEV Code	Inlet	Outlet n° - ø - direction	Volt	Hertz	Notes
1	5131209	370074	3/4" G	1 - 10.5 mm - 90°	220/240	50/60	---
1	3120163	370001	3/4" G	1 - 13.5 mm - 90°	220/240	50/60	---
2	3120261	370117	3/4" G	1 - 10.5 mm - 180°	220/240	50/60	---
2	3120161	370002	3/4" G	1 - 13.5 mm - 180°	220/240	50/60	---
3	5131211	370094	3/4" G	2 - 10.5 mm - 90°	220/240	50/60	---
3	3120164	370003	3/4" G	2 - 13.5 mm - 90°	220/240	50/60	---
4	3120537	370158	3/4" G	2 - 10.5 mm - 180°	220/240	50/60	---
4	3120162	370004	3/4" G	2 - 13.5 mm - 180°	220/240	50/60	---
5	3120264	370006	3/4" G	3 - 10.5 mm - 180°	220/240	50/60	wired
5	3120263	370008	3/4" G	3 - 13.5 mm - 180°	220/240	50/60	---

PRESSURE SWITCHES



Photo	LF Code	GEV Code	Calibration (mbar)	Connection (mm)	Suitable for
1	3320109	541569	35/15	ø 6	Jemi 2007001
1	3320029	541017	40/20	ø 6	Angelo Po 32Z8930 - Electrolux / Zanussi 070324 - Colged 69850
1	3320040	541012	70/40	ø 6	Comenda / Mareno 130604
2	3320039	541045	28/12	ø 6	Krupps 103383 - Brema 23870
2	3320111	541001	35/17	ø 6	Elettrobar / Colged 224004
2	3320091	541314	46/26	ø 6	Electrolux / Zanussi 046503 - Elframo 27100002
2	3320071	541140	55/30	ø 6	Angelo Po 32V7060 - Aristarco 35110 - Meiko 0130019 - Univerbar 4054
2	3320019	541003	55/35	ø 6	Electrolux / Zanussi 069434 - Elettrobar / Colged 224003
2	3320023	541006	60/20	ø 6	Electrolux / Zanussi 065545
2	3320016	541179	240/130	ø 6	Electrolux / Zanussi 048267
3	3320044	541149	0-30	ø 6	Hobart 775866-1

SELECTOR SWITCHES

AUXILIARY SELECTOR SWITCHES



1



2



3

Photo	LF Code	GEV Code	Code EGO	Positions	ø Shaft (mm)
1	2111692	300200	4921015705	0-1	6x4.6
2	3057014	300080	4941015300	0-1	6x4.6
3	3057015	300002	4941015500	0-1	6x4.6

SELECTOR SWITCHES ON/OFF



1



2

Photo	LF Code	GEV Code	Code EGO	Positions	ø Shaft (mm)
1	3057073	300021	4942015000	0-1 0-1	6x4.6
2	3057094	300102	4342032000	0-1 0-1	6x4.6

SELECTOR SWITCHES 4 POSITIONS



1



2



3

Photo	LF Code	GEV Code	Code EGO	Positions	ø Shaft (mm)
1	2101527	300022	4924015000	0-1-2-3	6x4.6
2	3057087	300023	4924215000	0-1-2-3	6x4.6
3	3057001	300103	4324232000	0-1-2-3	6x4.6

SELECTOR SWITCHES 7 POSITIONS



1



2



3

Photo	LF Code	GEV Code	Code EGO	Positions	ø Shaft (mm)
1	3057092	300004	4927215520	0-1-2-3-4-5-6	6x4.6
2	2101204	300025	49.27215.000	0-1-2-3-4-5-6	6x4.6
3	3057023	300106	4327232000	0-1-2-3-4-5-6	6x4.6

ENERGY REGULATORS

EGO POWER REGULATORS



1



2



3



4

Photo	LF Code	GEV Code	Code EGO	Voltage (V)	Thread	ø Shaft (mm)
1	3350026	380018	5057021010	230	M4	6x4.6
2	3350024	380019	5057071010	240	M4	6x4.6
3	2111882	380035	5059070048	240	3/8"-24UNF	6x4.6
4	2111737	381160	5057076070	240	1/8"	5x4

ROBERTSHAW POWER REGULATORS



1

Photo	LF Code	GEV Code	Code ROBERTSHAW	Voltage	ø Shaft (mm)
1	5128340	381196	42-1158	240	3.5x3.5

UNIVERSAL POWER REGULATORS



1

Photo	LF Code	GEV Code	Voltage	ø Shaft (mm)	Thread (ø)
1	5120746	380040	200-250	4.8x4.1	3/8"-24UNF

DIALS FOR EGO POWER REGULATORS



1



2



3

Photo	LF Code	GEV Code	Screen printing	external ø	ø Shaft (mm)	Flat part
1	2111848	110237	0-10	50	6x4.6	upper
2	3241566	110075	0-3	50	6x4.6	upper
3	3241564	110235	0-3	50	6x4.6	upper

TIMERS

TIMERS



1



2



3



4

Photo	LF Code	GEV Code	Cycle duration	ø Shaft (mm)
1	1446900	350110	50 sec	3.5x3.5
1	3446137	350032	15 min	6x4.6
2	7101234	350187	60 min	6x4.6
2	3446145	350186	120 min	6x4.6
3	3446014	360164	15 min	6x4.6
4	3446001	LF3446001	120 min	6x4.6

REFRIGERATION TIMERS



1



2

Photo	LF Code	GEV Code	Cycle duration	Defrosting cycle
1	3322950	360193	2-60 min	1 a 12 (24h)
2	3446250	360058	1-56 min	1 a 12 (24h)

THERMOSTATS

3-PHASE REGULATION THERMOSTATS EGO



Photo	LF Code	GEV Code	Code EGO	Temperature °C	Capillary length	ø Bulb mm	Stuffing gland
1	2105403	375143	5534024060	32-110°C	1480 mm	ø 6x138 mm	M9x1
2	3444166	375022	5534035080	95-180°C	1800 mm	ø 6x135 mm	M9x1
3	3444745	375512	5534039020	95-185°C	2420 mm	ø 6x133 mm	M9x1
4	3444234	375097	5534035090	100-195°C	1780 mm	ø 6x134 mm	---
5	3444561	375038	5534055020	50-300°C	1740 mm	ø 6x79 mm	---

SINGLE-PHASE REGULATION THERMOSTAT - EGO



Photo	LF Code	GEV Code	Code EGO	Temperature °C	Capillary length	ø Bulb mm	Stuffing gland
1	3444672	375406	5513629050	30-110°C	2400 mm	ø 6x110	M9x1
2	3444586	375253	5519082805	85-455°C	870 mm	ø 4x228 mm	---
2	3444305	375247	5519082802	75-500°C	900 mm	ø 4x230 mm	---

3-PHASE SAFETY THERMOSTAT - EGO



Photo	LF Code	GEV Code	Code EGO	Temperature °C	Capillary length	ø Bulb mm	Stuffing gland
1	5057542	375393	5532545090	235°C	1800	ø 6x88 mm	M9x1
2	5004988	375392	5532574110	360°C	1500	ø 4x120 mm	---

IMIT REGULATION THERMOSTATS



Photo	LF Code	GEV Code	Temperature °C	Capillary length	ø Bulb mm
1	3744227	390006	0-86°C	1500 mm	ø 6.5x95 mm
2	5101390	390008	64-210°C	1000 mm	ø 5x100 mm
3	5101324	390009	56-310°C	1000 mm	ø 3.5x195 mm

THERMOSTATS

TECASA SAFETY THERMOSTATS



1

Photo	LF Code	GEV Code	Temperature °C	Capillary length	ø Bulb mm
1	3444639	390028	230°C	890 mm	ø 3x160 mm

THERMOSTAT ACCESSORIES



1

Photo	LF Code	GEV Code	Features
1	3444616	550148	bulb connection M12 hole ø 6 mm

HANDLES



1



2



3



4

Photo	LF Code	GEV Code	ø Dimension (mm)	Hole for pin ø (mm)	Flat part	Screen printing
1	2111711	110126	50	6 x 4.6	upper	with reference symbol
2	2111848	110237	50	6 x 4.6	upper	1-10
3	3241564	110235	50	6 x 4.6	upper	0-1-2-3
4	3241566	110075	50	6 x 4.6	upper	0-1-2-3

HANDLES



1



2



3



4



5



6

Photo	LF Code	GEV Code	ø Dimension (mm)	Hole for pin ø (mm)	Flat part	Screen printing
1	3241319	110133	50	6 x 4.6	upper	30-85°C
2	2101570	110119	50	6 x 4.6	upper	30°-110°C
3	3241827	110120	50	6 x 4.6	upper	100-180°C
4	3241637	110121	50	6 x 4.6	upper	60-200°C
5	2110628	110122	50	6 x 4.6	upper	50-250°C
6	3444441	110123	50	6 x 4.6	upper	50°-300°C

RADIANT HEATING ELEMENTS - CERAMIC



Photo	LF Code	GEV Code	Watt	Volt	Length (mm)	Width (mm)	Height (mm)
1	5120822	415107	325	230	122	60	34
1	5120904	418404	400	230	122	60	34
1	3755831	415108	500	230	122	60	34
2	3755825	415101	250	230	245	60	35
2	3355826	415102	400	230	245	60	35
2	3310016	418402	500	230	245	60	35
2	3355829	415103	650	230	245	60	35
2	3855097	418403	800	230	245	60	35
2	3755830	415104	1000	230	245	60	35
3	5111907	415110	---	---	245	95	31



ELECTRONIC CONTROLLERS

TECNOLOGIC ELECTRONIC CONTROLLERS



1

Photo	LF Code	GEV Code	Model	Relay outlet	Power supply	Probe
1	3445524	378232	E31-DR-VVIABI	16A Comp	230V	1-NTC

ELIWELL ELECTRONIC CONTROLLERS



1



2



3

Photo	LF Code	GEV Code	Model	Relay outlet	Power supply	Probe
1	3445376	378298	IDPLUS 961	20A Comp	230V	1-NTC/PTC/PT1000
2	3445378	378299	IDPLUS 974	20A Comp-8A Def-5A Fan	230V	2-NTC/PTC/PT1000
3	3445375	378303	IDPLUS 902	8A Comp	230V	1-NTC/PTC/PT1000

DIXELL ELECTRONIC CONTROLLERS



1



2

Photo	LF Code	GEV Code	Model	Relay outlet	Power supply	Probe
1	3445171	378000	XR20CX-5N0C1	20A Comp	230V	1-NTC/PTC
2	3445297	402144	XR60CX-5N0C1	20A Comp-8A Def-5A Fan	230V	2-NTC/PTC

PROBES ELECTRIC BOARDS

NTC TEMPERATURE PROBES



1

Photo	LF Code	GEV Code	Sensor	Bulb ø x L mm	Cable length (mm)
1	3445913	379458	NTC	6x40 AISI 304	1500 SIL
1	3445155	381569	NTC	6x40 AISI 304	3000 SIL

PTC TEMPERATURE PROBES



1

Photo	LF Code	GEV Code	Sensor	Bulb ø x L mm	Cable length (mm)
1	3397164	LF3397164	PTC	6x40 AISI 304	1500 SIL
1	3445183	379053	PTC	6x40 AISI 304	3000 SIL

ELIWELL ELECTRIC CONTROL PANELS



1



2

Photo	LF Code	GEV Code	Model	Relay outputs	Power supply	Probe	DI
1	3545004	378406	COLDFACE NT EWRC500	5-2Hp/16A/8A/8A/16A	230V	3-NTC/PTC	2
2	3545007	378447	COLDFACE NT EWRC500 W/B	5-2Hp/16A/8A/8A/16A	230V	3-NTC/PTC	2

RELAYS CONTACTORS

RELAY FINDERS



1



2



3



4



5



6

Photo	LF Code	GEV Code	Model	Coil	Contacts
1	3351605	380312	60.63.8.230.0000	230V 50/60Hz	3 CO (3PDT) - 10A
2	3351005	380449	56.34.8.230.0040	230V 50/60Hz	4 CO (4PDT) - 12A
3	3351021	380139	62.82.8.230.0000	230V 50/60Hz	2 CO (DPDT) - 16A
4	5072234	380702	62.83.8.230.0300	230V 50/60Hz	3 NO (3PST) - 16A
5	3351008	380808	62.83.8.230.0000	230V 50/60Hz	3 CO (3PDT) - 16A
6	5029945	380812	66.82.8.230.0000	230V 50/60Hz	2 CO (DPDT) - 30A

KEDU CONTACTORS



1



2



3

Photo	LF Code	GEV Code	Model	Type	Nominal power AC3-400V	Connections	Coil	Auxiliary contacts
1	5112903	380873	JD6.01	2-NO/2-NC	2.2Kw - 6A	screw	230V 50/60Hz	---
1	5112901	380872	JD6.01	3 - NO	2.2Kw - 6A	screw	230V 50/60Hz	1 - NC
1	5112605	380871	JD6.10	3 - NO	2.2Kw - 6A	screw	230V 50/60Hz	1 - NO
2	5112610	381206	CKDC1C0927	3 - NO	4 Kw - 9A	screw	240V 50/60Hz	1 - NC
2	5112607	381205	CKDC1B0927	3 - NO	4 Kw - 9A	screw	240V 50/60Hz	1 - NO
3	5112916	381209	CKDC2C1627	3 - NO	7.5 Kw - 16A	screw	240V 50/60Hz	1 - NC
3	5112915	381208	CKDC2B1627	3 - NO	7.5 Kw - 16A	screw	240V 50/60Hz	1 - NO

CONTACTORS

LOVATO CONTACTORS



1




2

Photo	LF Code	GEV Code	Model	Type	Nominal power AC3-400V	Connections	Coil	Auxiliary contacts
1	3446556	380705	BG0910A	3-NO	4 kW - 9A	screw	230V 50/60Hz	1-NO
1	3446557	380704	BG0901A	3-NO	4 kW - 9A	screw	230V 50/60Hz	1-NC
1	3446214	380964	BG09T4A	4-NO	4 kW - 9A	screw	230V 50/60Hz	---
2	3446561	380714	BF0910A	3-NO	4.2 kW - 9A	screw	230V 50/60Hz	1-NO
2	3446562	380083	BF0901A	3-NO	4.2 kW - 9A	screw	230V 50/60Hz	1-NC

AEG CONTACTORS



1 - LS07F



2 - LS4K



3 - LS05



4 - LS7K

Photo	LF Code	GEV Code	Model	Type	Nominal power AC3-400V	Connections	Coil	Auxiliary contacts
1	3351208	380236	LS07F	3 poles	3kW - 7A	faston	230V 50/60Hz	1-NO
1	3351207	LF3351207	LS07F	3 poles	3kW - 7A	faston	230V 50/60Hz	1-NC
2	3351211	LF3351211	LS4K	3 poles	4kW - 9A	screw	230V 50/60Hz	1-NC
2	3351212	LF3351212	LS4K	3 poles	4kW - 9A	screw	230V 50/60Hz	1-NO
3	3351209	S0700456	LS05	3 poles	4kW - 9A	screw	230V 50/60Hz	1-NC
3	3351210	LF3351210	LS05	3 poles	4kW - 9A	screw	230V 50/60Hz	1-NO
4	3351217	---	LS7K	3 poles	7.5kW - 18A	screw	230V 50/60Hz	1-NC
4	3351218	LF3351218	LS7K	3 poles	7.5kW - 18A	screw	230V 50/60Hz	1-NO

AXIAL MOTOR FANS

ADDA AXIAL FANS



1



2



3



4



5

Photo	LF Code	GEV Code	Model	Dimensions (mm)	Volt	Watt
1	3540042	601130	AA8252HB-AT	80x80x25	230	15
2	3540043	601081	AA8382HB-AT	80x80x38	230	13.6
3	3540049	601131	AA1252MB-AT	120x120x25	230	21.6
4	7121448	601080	AA1282HB-AT	120x120x38	230	16
5	3540052	601457	AD1312UB-F51	127x127x28	12	12.72

SUNON AXIAL FANS



1



2



3



4



5

Photo	LF Code	GEV Code	Model	Dimensions (mm)	Volt	Watt
1	3240502	LF3240502	SF23080AT-2082HBL.GN	80x80x25	230	14
2	3240337	LF3240337	SF23080A-2083HBL.GN	80x80x38	230	18
3	3340156	LF3340156	DP201AT 2122HBT.GN	120x120x25	230	19
4	3240501	601692	DP200A 2123XBT.GN	120x120x38	230	22
5	3540012	LF3540012	PMD1212PMB1-A(2).GN	120x120x38	12	19.2

TANGENTIAL FANS

COPREL TANGENTIAL FANS



Photo	LF Code	GEV Code	Model	Dimensions	Volt	Watt	Motor position
1	3526153	602155	TFL180/20-1AFNHT	180	230	25	RH
2	3526150	601032	TFL180/20-1RFNHT	180	230	25	LH

TRIAL TANGENTIAL FANS



Photo	LF Code	GEV Code	Model	Dimensions	Volt	Watt	Motor position
1	3526215	LF3526215	TAS18B-C09	180	230	30	LH
2	3526951	LF3526951	TAS18B-168	180	230	---	RH

TANGENTIAL FANS WITH HEATING ELEMENT



Photo	LF Code	GEV Code	Model	Dimensions	Volt	Watt	Watt Resistance	Motor position
1	3526170	601027	---	180	230	17	2000	RH

MOTORS

ELCO MOTORS - 5 FASTENING METHODS



1

Photo	LF Code	GEV Code	Model	Watt in	Watt out	Power supply	Nominal speed
1	3240210	601430	N 5-13	32	5	230V 50/60Hz	1300
1	3240211	601427	N 10-20	38	10	230V 50/60Hz	1300
1	3240902	601528	N 16-25	65	16	230V 50/60Hz	1300
1	3242829	602057	N 18-30	73	18	230V 50/60Hz	1300
1	3240903	601529	N 25-40	95	25	230V 50/60Hz	1300
1	3240904	601530	N 34-45	120	34	230V 50/60Hz	1300

WEIGUANG YZF MOTORS - 5 FASTENING METHODS



1

Photo	LF Code	GEV Code	Model	Watt in	Watt out	Power supply	Nominal speed
1	3240910	601020	YZF 5-13-26	33	5	230V 50/60Hz	1300
1	3240911	602022	YZF 10-20-26	40	10	230V 50/60Hz	1300
1	3240912	601023	YZF 16-25-26	70	16	230V 50/60Hz	1300
1	3240913	601024	YZF 25-40-26	95	25	230V 50/60Hz	1300
1	3240914	601050	YZF 34-45-26	120	34	230V 50/60Hz	1300

MOTORS WITH FAN



1

Photo	LF Code	GEV Code	Watt	Volt	ø Fan (mm)
1	5108205	601054	32	220/240	150
1	5109783	601011	40	220/240	150
1	3240000	601339	45	220/240	150

ELECTRIC PUMPS

FIR ELECTRIC WASHER PUMPS



Photo	LF Code	GEV Code	Model	HP	Voltage	Capacitor μ f	Rotation	Inlet \varnothing (mm)	Outlet \varnothing (mm)
1	3122052	LF3122052	2211.1400	0.10	230V - 50Hz	5	RH	28	28
2	2102950	500037	2211.1410	0.10	230V - 50Hz	5	RH	28	28
3	40L1640	LF40L1640	5213EB2451	0.30	230V - 50Hz	5	RH	30	28
4	3122316	500394	4213.1500	0.37	230V - 50Hz	6.3	RH	28	28

HANNING ELECTRIC WASHER PUMPS



1

Photo	LF Code	GEV Code	Model	HP	Voltage	Capacitor μ f	Rotation	Inlet \varnothing (mm)	Outlet \varnothing (mm)
1	5111301	500534	UP60-184	0.37	230V - 50Hz	5	RH	28	26

ELECTRIC WASHER PUMPS



1

Photo	LF Code	GEV Code	Model	HP	Voltage	Capacitor μ f	Rotation	Inlet \varnothing (mm)	Outlet \varnothing (mm)
1	3122571	499270	2/102/FA-15	0.35	230/240V - 50/60Hz	6	RH	38	39

DRAIN PUMPS

ELECTRIC DRAIN PUMPS



Photo	LF Code	GEV Code	Model	Watt	Volt
1	D422198	LFD422198	M114	25	230/240V
2	D422184	LFD422184	XMSR00126	30	220/240V
3	D422190	500994	M231XP	40	220/240V

ELECTRIC DRAIN PUMPS



Photo	LF Code	GEV Code	Model	Watt	Volt	Inlet ϕ (mm)	Outlet ϕ (mm)
1	3122406	500573	DPS25-032	30	230	24/30	24
2	3122000	499340	M231XP	40	230	30	22
3	D422204	499315	M231XP	40	230	24/30/35/39	22/31
4	3122199	500215	M231XP	40	230	30	22
5	3122404	500044	BE28B4-017	100	230	30	24

ELECTRICAL CAPACITORS

DUCATI ENERGIA CAPACITORS



1

Photo	LF Code	GEV Code	μF	ø x H (mm)	Connection
1	3068001	LF3068001	2	28x55	6.3
1	3068002	LF3068002	2.5	28x55	6.3
1	3068003	LF3068003	3	28x55	6.3
1	3068004	LF3068004	3.15	28x55	6.3
1	3068005	---	3.5	28x55	6.3
1	3068006	LF3068006	4	28x55	6.3
1	3068007	LF3068007	4.5	28x55	6.3
1	3068008	LF3068008	5	28x55	6.3
1	3068009	LF3068009	6	32x55	6.3
1	3068010	365231	6.3	32x55	6.3
1	3068012	LF3068012	7	32x55	6.3
1	3068014	365232	8	32x55	6.3
1	3068015	LF3068015	9	36x58	6.3
1	3068016	365233	10	36x58	6.3
1	3068017	LF3068017	11	36x58	6.3
1	3068018	LF3068018	12	36x70	6.3
1	3068019	LF3068019	12.5	36x70	6.3
1	3068022	LF3068022	14	36x70	6.3
1	3068023	LF3068023	15	36x70	6.3
1	3068024	LF3068024	16	36x70	6.3
1	3068026	LF3068026	18	40x70	6.3
1	3068027	LF3068027	20	40x70	6.3
1	3068154	LF3068154	22	40x92	6.3
1	3068155	LF3068155	25	40x92	6.3
1	3068156	LF3068156	30	40x92	6.3

Tolerance capacity ±5% Operational frequency 50/60Hz Elbow M8

TERMINALS ELECTRICAL CONNECTORS

FASTON TERMINALS



Photo	LF Code	GEV Code	Cable cross-section \varnothing (mm ²)	Dimensions (mm)
1	3051006	550008	1÷2.5	4
1	3051007	550009	1÷2.5	5
1	3051008	550010	1÷2.5	6
2	3051012	550012	1÷2.5	6.3x0.8
3	3051010	550001	1÷2.5	6.3x0.8
4	3051022	550331	---	6.3

100-PCS PACKS

ASSORTED INSULATED TERMINALS - KIT



1

Photo	LF Code	GEV Code	Description
1	5112621	402851	assortment case insulated terminals

ASSORTED ENDPINS - KIT



1

Photo	LF Code	GEV Code	Description
1	3051051	402963	assortment case wire end ferrules

TERMINAL BLOCKS

CERAMIC TERMINAL BLOCKS




Photo	LF Code	GEV Code	Poles no.	Cable cross-section \varnothing (mm ²)	Contact capacity	Ampere
1	3247008	550124	1	2.5	450V	32
2	3247003	550112	2	2.5	450V	10
2	3342001	LF3342001	2	4	450V	---
2	3247006	LF3247006	2	6	450V	---
3	3247004	550113	3	2.5	450V	32
3	3247007	555000	3	6	450V	30
3	3247047	550116	3	10	450V	30
3	3247005	550114	4	2.5	450V	10

PLASTIC TERMINAL BLOCKS




Photo	LF Code	GEV Code	Poles no.	Ampere	Contact capacity	Connection
1	3247016	550278	3	40	450V	$\varnothing 6\text{mm}^2$ / F6.3
2	3247037	550349	4	40	450V	$\varnothing 6\text{mm}^2$ / F6.3
3	3247011	550411	6	40	450V	$\varnothing 6\text{mm}^2$ / F6.3

PLASTIC TERMINAL BLOCKS WITH GROUND GROMMET




Photo	LF Code	GEV Code	Poles no.	Ampere	Contact capacity	Connection
1	7100443	LF7100443	3	40	450V	$\varnothing 6\text{mm}^2$ / F6.3
2	5091190	550961	4	40	450V	$\varnothing 6\text{mm}^2$ / F6.3
3	3247009	550977	6	40	450V	$\varnothing 6\text{mm}^2$ / F6.3

ELECTRICAL SOCKETS CABLES

ELECTRICAL PLUGS



1



2



3



4

Photo	LF Code	GEV Code	Contacts	Ampere	Contact capacity	Protection
1	3050201	550723	3P+N+T	16	250	---
2	5110519	550200	3P+N+E	16	230	IP44
3	3650002	550664	3P+N+T	16	250	IP44
4	3050218	LF3050218	3P+N+T	16	380/415	IP44
4	3650003	LF3650003	3P+N+T	32	415	IP44

SPIRAL ELECTRICAL CABLES WITH PLUG



1



2

Photo	LF Code	GEV Code	Plug type	Cable section	Poles no.	Length (mm)	Expansion
1	3050024	550071	CEE7/7 tipo E+F	1,5 mm ²	3	500	5:1
2	3050075	550101	CEE7/7 tipo E+F	1,5 mm ²	3	500	5:1

NICKEL ELECTRICAL CABLES



1

Photo	LF Code	GEV Code	Cable section (mm ²)	Colour	Max temperature (°C)	Package
1	3050085	LF3050085	1.5	brown	-60°+400°	10 m
1	3050086	550088	2.5	brown	-60°+400°	10 m
1	3050087	LF3050087	4	brown	-60°+400°	10 m

COPPER ELECTRICAL CABLES



1



2

Photo	LF Code	GEV Code	Cable section (mm ²)	Colour	Max temperature (°C)	Package
1	3050211		1.5	blue	-60°+450°	10 m
1	3050212		2.5	blue	-60°+450°	10 m
2	3050142		2.5	green/yellow	-60°+400°	10 m

SLEEVING FOR CABLES SUPPORTS

INSULATING SHEATHS



1

Photo	LF Code	GEV Code	Internal \varnothing (mm)	Max temperature ($^{\circ}$ C)	Package
1	3050761	550050	6	350 $^{\circ}$	10
1	3050762	550051	8	350 $^{\circ}$	10
1	3050763	550052	10	350 $^{\circ}$	10
1	3050764	550053	12	350 $^{\circ}$	10

SLIDES AND GRID SUPPORTS



1




2



3

Photo	LF Code	GEV Code	Length (mm)	Width (mm)	Height (mm)
1	3391920	LF3391920	1600	---	---
2	3391916	LF3391916	31/28	22	18
3	3391917	692974	31/28	22	9



BEARINGS FEET

SLIDE BEARINGS



Photo	LF Code	GEV Code	∅ Roller	Distance between fixing holes	Position
1	3346182	690351	25	40/50 mm	front
2	3346184	690353	25	40/50 mm	rear

ADJUSTABLE FEET



Photo	LF Code	GEV Code	Tubular dimensions	Adjustable h	Material
1	3313075	LF3313075	35x35	34-68	plastic
2	3313061	LF3313061	40x40	26-47	plastic
3	3313016	701096	40x40	35-70	plastic/stainless steel
4	5113653	701390	40x40	23-60	plastic/stainless steel
5	3313127	701391	40x40	23-92	plastic/stainless steel
6	3313038	LF3313038	∅ 1" x h 93	93-130	stainless steel

MESH FILTERS FOR KITCHEN HOOD



1

Photo	LF Code	GEV Code	Dimensions (mm)	External grid	Internal grid	Material
1	3160028	970597	400x350x12	2	3	stainless steel
1	3160025	970598	400x400x12	2	3	stainless steel
1	3160021	970593	500x400x12	2	3	stainless steel
1	3160022	970594	500x500x12	2	3	stainless steel
1	3160026	970596	625x400x12	2	3	stainless steel
1	3160027	970595	625x500x12	2	3	stainless steel
1	3160023	970601	400x250x20	2	3	stainless steel
1	3160019	970599	500x400x20	2	3	stainless steel
1	3160020	970101	500x500x20	2	3	stainless steel
1	3160538	970100	500x400x20	2	5	stainless steel
1	3160539	LF3160539	500x500x20	2	5	stainless steel

MAZE FILTERS FOR KITCHEN HOOD



1



2

Photo	LF Code	GEV Code	Dimensions (mm)
1	3160204	LF3160204	400x400x25
1	3160393	LF3160393	400x500x25
1	3160205	LF3160205	500x300x25
1	3160203	LF3160203	500x400x25
1	3160202	LF3160202	500x500x25
1	3160201	LF3160201	600x400x25
2	5110476	970112	400x400x20
2	5110482	970094	500x300x20
2	5110471	970097	500x400x20
2	5110467	970110	500x500x20

AISI 304 stainless steel

HINGES

OVEN DOOR HINGES



Photo	LF Code	GEV Code	Distance between mounting holes (mm)	Overall length (mm)	Height (mm)	Mounting position
1	3053006	---	175	205	160	RH
2	3053007	---	175	205	160	LH
3	3053003	---	95	118	23	---
4	5110955	700006	175	205	160	LH
5	5112118	700007	175	205	160	RH
6	3053706	700001	95	118	23	---

OVEN DOOR HINGES



Photo	LF Code	GEV Code	Distance between mounting holes (mm)	Overall length (mm)	Height (mm)	Mounting position
1	3053008	LF3053008	175	205	156	RH-LH
3	3053003	---	95	118	23	---

PRE-RINSE UNITS

PRE-RINSE UNITS

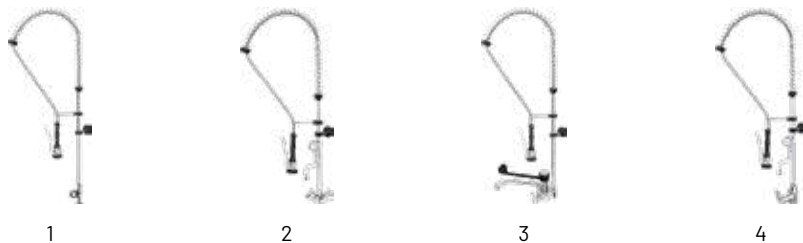


Photo	LF Code	GEV Code	Height (mm)	Cartridge	Connections	Spout length (mm)	Spout height (mm)	Mounting hole ϕ (mm)
1	3759391	---	1150	---	ϕ 1/2"	---	---	21.5
2	3759386	LF3759386	1100	---	ϕ 1/2"	220	180	27
3	3759417	---	1140	ceramic ϕ 47 mm	ϕ 1/2"	255	230	31
4	3759390	---	1170	ceramic ϕ 35.2 mm	ϕ 1/2"	220	240	31

PRE-RINSE UNITS



Photo	LF Code	GEV Code	Height (mm)	Cartridge	Connections	Spout length (mm)	Spout height (mm)	Mounting hole ϕ (mm)
1	3259004	LF3259004	445	ceramic ϕ 35 mm	ϕ 3/8"	---	---	33
2	3759388	LF3759388	580	---	ϕ 3/4"	---	---	35
3	3759389	LF3759389	580	---	ϕ 3/4"	---	---	35
4	3759398	LF3759398	600	---	ϕ 3/4"	200	270	35
5	3759351	LF3759351	650	ceramic ϕ 40 mm	ϕ 1/2"	250	200	32/34

SHOWER HEADS FOR PRE-RINSE UNITS



Photo	LF Code	GEV Code	Connection
1	3359029	---	ϕ 1/2"M
2	3359463	---	ϕ 1/2"M
3	5114669	542998	ϕ 1/2"M
4	5110570	548192	ϕ 1/2"M
5	3759450	---	ϕ 1/2"M
6	3759419	---	ϕ 1/2"M

PRE-RINSE UNITS LEVER MIXERS

FLEXIBLE HOSES FOR PRE-RINSE SHOWER HEADS




Photo	LF Code	GEV Code	Fittings	Length (mm)	DN	Operating pressure (bar)	Burst pressure (bar)
1	3759149	LF3759149	ø 1/2" - 360°	400	8	10	40
1	3759157	547703	ø 1/2" - 360°	1000	8	10	40
1	3759304	LF3759304	ø 1/2" - 360°	1500	8	10	40
1	3759305	LF3759305	ø 1/2" - 360°	2500	8	10	40
2	2110368	540066	ø 1/2"	1000	10	10	40
2	5112712	540070	ø 1/2"	1250	10	10	40
3	7125427	542015	ø 1/2" - 360°	1000	10	10	90
3	5110576	542016	ø 1/2" - 360°	1100	10	10	90
4	3359465	---	ø 1/2" - 360°	1100	10	10	40

TAPS AND MIXERS



Photo	LF Code	GEV Code	Cartridge	Connections	Spout length (mm)	Spout height (mm)	Mounting hole ø (mm)
1	3759165	---	ceramic ø 40 mm	ø 3/8"	200	155	32
2	3359520	---	ceramic ø 40 mm	ø 3/8"	230	120	32
3	3759122	LF3759122	ceramic ø 40 mm	ø 3/8"	215	155	32
4	3359467	547898	ceramic ø 42.4 mm	ø 1/2"	250	217	31
5	3759162	LF3759162	ceramic ø 40 mm	ø 3/8"	230	130	32
6	3759123	---	ceramic ø 40 mm	ø 3/8"	230	130	32

RINSE AID PUMPS

HYDRAULIC RINSE AID DOSERS



Photo	LF Code	GEV Code	Connections (mm)	Suitable for
1	3090130	361370	∅ 4x6	Electrolux/Zanussi 0L3200
2	3090040	361221	∅ 4x6	Ata 7945 - Fagor Z211109000 - Lamber 0500057
3	3090016	361015	∅ 6x8/4x6	Adler 20199 - Dühr/Kromo 10599999 - Electrolux/Zanussi 0HA056
4	3090001	361002	∅ 6x8/4x6	Angelo Po 33D0061 - Comenda/Hoonved 620120
5	3090083	361744	∅ 6x8/4x6	Angelo Po 33D3240 - Dühr/Kromo 10799

PERISTALTIC DOSERS



Photo	LF Code	GEV Code	Model	Flow rate (L/h)	Application	Hose material
1	5111181	361097	MP3	0.5	rinse aid	silicone
1	5111184	361098	MP3	1.5	detergent	santoprene
1	5096327	361685	MP3	3	detergent	santoprene
2	5111288	361793	MP3-T	0.5	rinse aid	silicone
2	5111178	361000	MP3-T	3	detergent	santoprene
3	5111035	361618	MP3-BT	3	detergent	santoprene
4	5111076	361613	MP3-B1T	0.5	rinse aid	silicone
5	5110905	361748	MP2-R	1	rinse aid	silicone
5	5111043	361774	MP2-R	4	detergent	santoprene

RINSE AID PUMPS

FLEXIBLE HOSES FOR PERISTALTIC DOSERS



Photo	LF Code	GEV Code	Application	Connections (mm)	Material	Suitable for
1	5111226	361487	rinse aid	ø 4x6	silicone	Microdos
2	5111225	361284	detergent	ø 4x6	santoprene	Microdos
3	3090350	361135	rinse aid	ø 4x6	silicone	Seko
4	3090351	361815	detergent	ø 4x6	santoprene	Seko
5	3090200	361555	rinse aid	ø 4x6	silicone	Germac
6	3090090	361467	detergent	ø 4x6	thermoplastic	Germac

ACCESSORIES FOR DETERGENT AND RINSE AID DOSERS



Photo	LF Code	GEV Code	Internal ø (mm)	External ø (mm)	Length	Material
1	5113062	520090	4	6	2	PVC
1	3090759	520026	4	6	10	PVC
1	3090259	570026	4	6	100	PVC
1	3449187	---	6	8	sold per meter	PVC
2	5118105	520091	4	6	2	nylon
2	3600028	520251	4	6	50	nylon

ACCESSORIES FOR DETERGENT AND RINSE AID DOSERS



Photo	LF Code	GEV Code	Connection (mm)
1	5111189	361230	ø 4x6
2	3090254	361462	ø 4x6
3	3090220	361829	ø 4x6
4	3090352	361141	ø 4x6

RINSE AID PUMPS

ACCESSORIES FOR DETERGENT AND RINSE AID DOSERS



Photo	LF Code	GEV Code	Inlet (mm)	Outlet	Length (mm)
1	5118353	361147	ø 4x6	ø 1/8"	50
2	3090356	---	ø 4x6	ø 1/8"	55

ACCESSORIES FOR DETERGENT AND RINSE AID DOSERS



Photo	LF Code	GEV Code	Material	ø Tapered thread	Fitting (mm)
1	3090153	361855	stainless steel	M10	ø 4/5/6
2	3090360	361416	stainless steel	M10	ø 4/5/6
3	3090354	361856	stainless steel	M12	ø 4/5/6

ACCESSORIES FOR DETERGENT AND RINSE AID DOSERS




Photo	LF Code	GEV Code	Application	Material
1	5111128	361144	rinse aid	PVC / nylon
2	5110921	361142	degreaser	PVC

DRAIN HOSES

DRAIN HOSES



Photo	LF Code	GEV Code	DN	Length (mm)	External ø (mm)	Sleeve internal ø (mm)
1	3450038	530587	28	2000	34	33
2	3450129	505082	24	1500	29	47
3	D450015	507329	19	1500	24	19 - 23.5
3	D450026	501136	19	2500	24	19 - 22
3	3450027	530570	19	2000	23	21 - 29
3	5106640	511205	24	1500	29	23 - 29
3	3450028	530608	24	1500	29	24 - 28
3	3450029	530607	24	2000	29	24 - 28
3	5106582	507211	26	1500	33	33 - 40
3	3450031	530573	31	1500	38	31 - 40
3	3450032	530574	31	2000	38	31 - 40
4	D450016	506207	19	1500	24	19 - 22
4	5029360	505084	19	2000	24	21 - 21
4	3450026	530571	24	1500	28	24 - 28
4	3450030	530572	24	2000	28	24 - 28
4	3450120	519272	32	1500	38	31 - 40
4	5111353	518103	32	2000	38	31 - 51

SLEEVES FOR DRAIN TUBES



Photo	LF Code	GEV Code	DN	Connection type	Adjustment
1	3449349	515152	40	1 sleeve + pipe	45÷90°
1	3449350	515153	50	1 sleeve + pipe	45÷90°
2	3449346	515161	40	2 sleeves	0-90°
2	3449347	515162	50	2 sleeves	0÷90°
3	3449344	515151	50	connection 1 sleeve + pipe	0-90°

DRAIN HOSES

HOSE END FITTINGS FOR DRAIN HOSES



Photo	LF Code	GEV Code	DN	Tubes ø (mm)
1	3449363	515145	32	8/10/13/19/25
1	3449364	515144	40	8/10/13/19/25
1	3449365	515143	50	8/10/13/19/25
2	3449366	515147	40	8/10/13/19/25
3	3449367	515146	50	19/21

DRAIN TUBE REDUCERS



Photo	LF Code	GEV Code	DN
1	3449395	515160	DN50/40

EXTENSIBLE DRAIN TUBES



Photo	LF Code	GEV Code	DN	Length (mm)
1	3449389	515159	DN50	250-400

HT DRAIN TUBES



Photo	LF Code	GEV Code	DN	Length (mm)
1	3449370	515154	DN50F-DN40/50M	250
1	3449386	515155	DN50F-DN40/50M	500
1	3449387	515156	DN50F-DN40/50M	750
1	3449388	515157	DN50F-DN40/50M	1000

DRAIN HOSES INLET HOSES

DRAIN TUBE COUPLINGS



1

Photo	LF Code	GEV Code	Tubes ϕ (mm)	Material
1	3449368	515148	25-19-12-10-8	plastic

WATER INLET HOSES PVC



1



2



3

Photo	LF Code	GEV Code	DN	Fittings	Length (mm)	Operating pressure (bar)	Max temperature (°C)	Certification
1	5112793	520460	12	ϕ 3/4"	1500	10	90	WRAS
2	5112688	520462	12	ϕ 3/4"	1500	10	90	WRAS
3	3449017	520010	13	ϕ 3/4"	1500	10	90	VDE/WRAS
3	3449327	LF3449327	13	ϕ 3/4"	2000	10	90	VDE/WRAS
3	3449328	LF3449328	13	ϕ 3/4"	2500	10	90	VDE/WRAS
3	5106951	520013	13	ϕ 3/4"	3000	10	90	VDE/WRAS

WATER INLET PIPES STAINLESS STEEL



1



2

Photo	LF Code	GEV Code	DN	Fittings	Length (mm)	Operating pressure (bar)	Certification
1	5110667	520563	10	ϕ 1/2"	1000	10	DVGW
1	5113120	520564	10	ϕ 1/2"	1500	10	DVGW
1	5110663	520005	10	ϕ 3/4"	1500	10	DVGW
1	5113131	520578	10	ϕ 3/4"	2000	10	DVGW
1	1449323	520006	10	ϕ 3/4"	2500	10	DVGW
1	3449398	520629	12	ϕ 3/4"	1000	10	DVGW
1	3449630	520008	12	ϕ 3/4"	1500	10	DVGW
1	5103992	520628	12	ϕ 3/4"	2000	10	DVGW
1	3449631	520009	12	ϕ 3/4"	2500	10	DVGW
2	3449037	---	13	ϕ 3/4"	1000	10	WRAS
2	3449034	521292	13	ϕ 3/4"	1500	10	WRAS
2	3449035	LF3449035	13	ϕ 3/4"	2000	10	WRAS
2	3449038	521293	13	ϕ 3/4"	2500	10	WRAS

Y-SHAPED COUPLINGS



1

Photo	LF Code	GEV Code	Features	Material
1	3449061	520052	3/4"F x 3/4"M x 3/4" M	plastic

UNIVERSAL OVERFLOW PIPES WITH DRAIN ASSEMBLY



1



2

Photo	LF Code	GEV Code	Size	Usable height (mm)	Total height (mm)	External ø (mm)	Material
1	5112633	515089	1"½	---	40	71	stainless steel
2	5113023	515106	1"½	210	245	48	stainless steel/plastic
2	5113027	515107	1"½	260	295	48	stainless steel/plastic

GASKETS CLAMPS

ASSORTED OR GASKETS - KIT



1



2



3



4



5



6

Photo	LF Code	GEV Code	Description
1	3186225	401015	assortment case o-ring inch sizes 382 - piece EPDM
2	1786370	403086	assortment case o-ring inch sizes 407 - piece SILICONE
3	1786369	402912	assortment case o-ring inch sizes 407 - piece VITON
4	3186308	403580	assortment case o-ring inch sizes 404 - piece EPDM
5	1786371	403581	assortment case o-ring inch sizes 386 - piece SILICONE
6	1786372	403582	assortment case o-ring inch sizes 386 - piece VITON

CABLE TIES



1



2

Photo	LF Code	GEV Code	Width (mm)	Length (mm)	Colour	Package
1	3168101	550250	2.5	100	white	100 pcs
1	3168102	550251	2.5	160	white	100 pcs
1	3168106	550254	3.5	140	white	100 pcs
1	3168107	550252	3.5	200	white	100 pcs
1	3168108	550253	3.6	290	white	100 pcs
1	3168110	551291	4.8	200	white	100 pcs
1	3168111	---	4.8	360	white	100 pcs
2	3168112	551294	2.5	98	black	100 pcs
2	3168113	551295	2.5	160	black	100 pcs
2	3168114	551296	3.6	140	black	100 pcs
2	3168115	551298	3.6	290	black	100 pcs
2	3449312	LF3449312	3.6	360	black	100 pcs
2	3168116	551299	4.8	200	black	100 pcs
2	3168117	LF3168117	4.8	430	black	100 pcs

IRONMONGERY TAPES

ASSORTED RIVETS - KIT



1



2

Photo	LF Code	GEV Code	Description
1	5113688	403508	assortment case riveting nuts sizes M4/M5/M6
2	5113687	403507	assortment case blind rivets with riveting pliers Profi

PVC INSULATING TAPE



1



2



3



4



5



6

Photo	LF Code	GEV Code	Max temperature (°C)	Width (mm)	Length (mm)
1	3179001	LF3179001	0-80°C	19	20
2	3179004	LF3179004	0-80°C	19	20
3	3179005	LF3179005	0-80°C	19	20
4	3179002	LF3179002	0-80°C	19	20
5	3179007	LF3179007	0-80°C	19	20
6	3179008	LF3179008	0-80°C	19	20

PTFE TAPES



1



2

Photo	LF Code	GEV Code	Description
1	3180107	890100	PTFE tape 12 m for fine thread
2	5117939	890012	PTFE tape 12m for coarse thread

LUBRICANTS

SILICONE-BASED GREASES



Photo	LF Code	GEV Code	Description
1	3180101	890087	silicone grease FERMIT GLISSA tube 23g
2	2100334	890101	silicone grease FERMIT GLISSA tube 60g

GREASE FOR GAS TAPS



Photo	LF Code	GEV Code	Description
1	5111951	890202	gas tap grease FERMIT GLISSA tube 20g
2	3180093	890102	gas tap grease FERMIT GLISSA tube 60g

GREASES FOR PIPING



Photo	LF Code	GEV Code	Description
1	2110404	890119	fitting grease FERMIT GLISSA tube 30g
2	3180103	890116	fitting grease FERMIT GLISSA tube 60g



LF1UNIV

GEV Großküchen-Ersatzteil-Vertrieb GmbH

Gadastr. 4
85232 Bergkirchen • Germany
www.gev-online.com
Tel.: +49 8142 6522-50
order@gev-online.com

LF SpA a socio unico

Via Voltri 80
47522 Cesena FC • Italy
www.lfspareparts724.com
Tel.: +39 0547 34 11 11
info@lfspareparts.com

P022323000

